

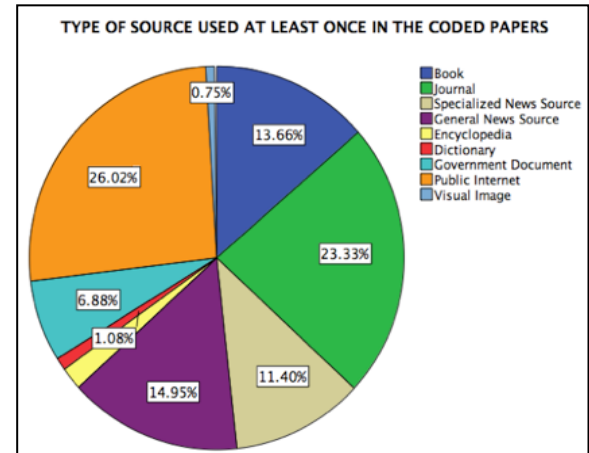
# CITATION PROJECT STUDY #2 (2011-2013)

## Writing From Sources: Information selection, use, and citation in undergraduate research papers from sixteen US colleges and universities

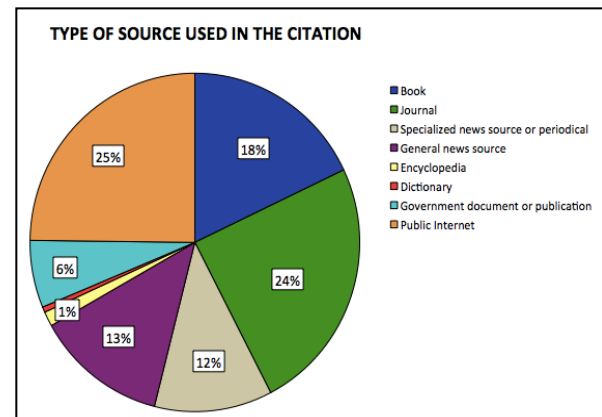
### FINDINGS FROM ANALYSIS OF 1,911 CITATIONS OF 930 SOURCES IN 870 PAGES OF STUDENT WRITING.

THE SOURCES SELECTED BY 174 STUDENTS FROM 16 INSTITUTIONS DISTRIBUTED ACROSS 12 STATES

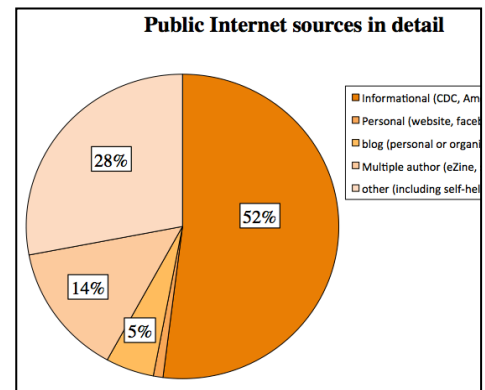
TYPE OF SOURCE USED AT LEAST ONCE IN THE CODED PAPERS (930 SOURCES CITED ONE OR MORE TIMES)	Frequency	Percent	Valid Percent	Cumulative Percent
Book (single author or anthology)	127	13.6	13.7	13.7
Journal (accessed electronically or in print)	217	23.3	23.3	37.0
Specialized News Source (electronic or print)	106	11.4	11.4	48.4
Government Document (electronic or print)	64	6.9	6.9	55.3
General News Source (electronic or print)	139	14.9	14.9	70.2
Visual Image (still or moving)	7	.8	.8	71.0
Encyclopedia (electronic or print)	18	1.9	1.9	72.9
Dictionary (electronic or print)	10	1.1	1.1	74.0
Public Internet	242	26.0	26.0	100.0
<b>TOTAL</b>	<b>930</b>	<b>100.0</b>		



TYPE OF SOURCE USED IN THE CITATION (ALL 1,911 CITATIONS)	Frequency	Percent	Valid Percent	Cumulative Percent
Book (single author or anthology)	343	17.9	17.9	17.9
Journal (accessed electronically or in print)	467	24.4	24.4	42.1
Specialized news source or periodical (electronic or print)	221	11.6	11.6	53.7
General news source (accessed electronically or in print)	246	12.9	12.9	66.6
Encyclopedia (accessed electronically or in print)	27	1.4	1.4	68.2
Dictionary (accessed electronically or in print)	10	.5	.5	68.7
Government document or publication	123	6.4	6.4	75.2
Informal print or oral source (email, text message, etc.)	12	.6	.6	75.9
Visual image (still and moving)	4	.2	.2	76.1
Public Internet	458	23.9	23.9	100.0
<b>TOTAL</b>	<b>1,911</b>	<b>100.0</b>	<b>100.0</b>	

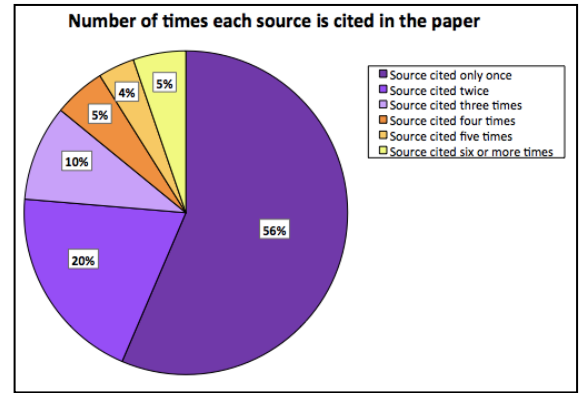


TYPE OF INTERNET SOURCE USED IN THE CITATION (458 INTERNET CITATIONS)	Frequency	Percent	Valid Percent	Cumulative Percent
Internet (Informational website, includes CDC, American cancer society, APA, etc.)	238	51.9	51.9	51.9
Internet personal (website, Facebook, etc.)	6	1.3	1.3	53.2
Blog (personal, organization, or professional)	23	5.0	5.0	58.3
Multiple-author (e-zine, wiki, fan site, etc.)	62	13.5	13.5	71.9
Other (website not classified above, including commercial, such as WebMD; advocacy such as the NRA; self-help & authorless sites, etc)	129	28.2	28.2	100.0
<b>TOTAL</b>	<b>458</b>	<b>23.9</b>	<b>100.0</b>	

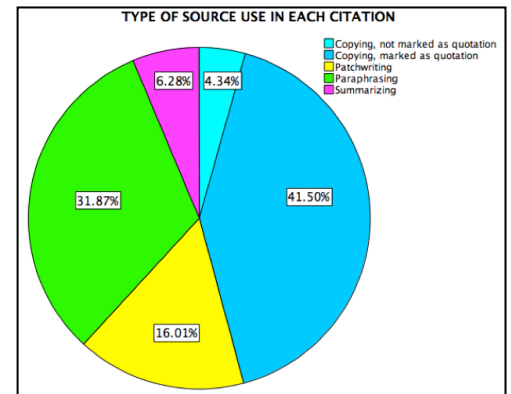


THE SOURCE USE PRACTICES OF 174 STUDENTS FROM 16 INSTITUTIONS DISTRIBUTED ACROSS 12 STATES

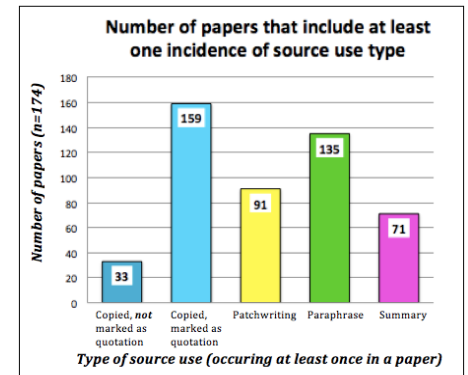
NUMBER IF TIMES EACH OF THE 930 SOURCE IS CITED	Frequency	Percent	Valid Percent	Cumulative Percent
Once	525	56.5	56.5	56.5
Twice	185	19.9	19.9	76.4
Three times	89	9.6	9.6	86.0
Four times	48	5.2	5.2	91.2
Five times	34	3.7	3.7	94.8
Six or more times	49	5.2	5.2	100.0
<b>TOTAL</b>	<b>930</b>	<b>100.0</b>	<b>100.0</b>	



PREDOMINANT USE OF SOURCE IN EACH CITATION	Frequency	Percent	Valid Percent	Cumulative Percent
Copying, cited but not marked as quotation	83	4.34	4.34	4.34
Copying, cited and marked as quotation	793	41.50	41.50	45.84
Patchwriting	306	16.01	16.01	61.85
Paraphrasing	609	31.87	31.87	93.72
Summarizing	120	6.28	6.28	100.0
<b>TOTAL</b>	<b>1,911</b>	<b>100.0</b>	<b>100.0</b>	



TYPE OF SOURCE USE OCCURRING AT LEAST ONCE IN THE PAPER	FREQUENCY			PERCENT		
	Occurs at least once	Does not occur	TOTAL	Occurs at least once	Does not occur	TOTAL
Copying, cited but not marked as quotation	33	141	174	19.0	81.0	100
Copying, cited and marked as quotation	159	15	174	91.4	8.6	100
Patchwriting	91	83	174	52.3	47.7	100
Paraphrasing	135	39	174	77.6	22.4	100
Summarizing	71	103	174	40.8	59.2	100



Page in source		Frequency	Percent	Valid Percent	Cumulative Percent
Valid	Page 1	885	46.3	46.3	46.3
	Page 2	443	23.2	23.2	69.5
	Page 3	151	7.9	7.9	77.4
	Page 4	100	5.2	5.2	82.6
	Page 5	73	3.8	3.8	86.5
	Page 6	48	2.5	2.5	89.0
	Page 7	31	1.6	1.6	90.6
	8 +	180	9.4	9.4	100.0
<b>Total</b>		<b>1911</b>	<b>100.0</b>	<b>100.0</b>	

